

How to get all Leisure Suit Larry Games run on Linux based Operating Systems

Check the website of your Linux Distribution for the following tools:

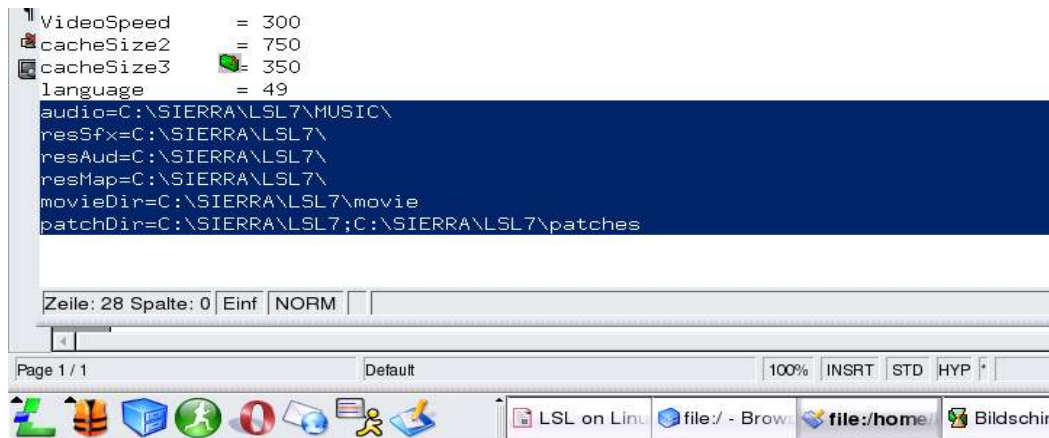
- dosbox-0.61 or later (<http://dosbox.sourceforge.net>)
- Sarien 0.7.0 or later (<http://sarien.sourceforge.net>)
- FreeSci 0.6.1b or later (<http://freesci.linuxgames.com>)
- WINE 2004-06-15 or later (<http://www.winehq.org>)
- wineSetupTk (Sourceforge.net)

Most distributions provide downloadable packages modified for this distribution.

NOTE:

I use Linspire™ 4.5 on my Laptop. Most of the above mentioned tools are precompiled in the CNR. I only compiled a more current version of WINE and FreeSci 0.6.1b. If you plan to compile Wine to have the latest version, make sure you have all dependencies. Because i had to compile and install a lot of other tools for my job, i may have the most or all dependencies existing on my machine. Check your configure outputs.

if you have the collectors edition of the LSL 1 to 6 games, mount the CD and copy all LSL* directories to your hard disk (i prefer "/usr/games/SIERRA/LSL*"). The LSL7 Setup for Windows caused errors in Wine so i did a clean install on a Win98 machine and modified the RESOURCE.WIN file to point to the hard disk instead of the CD for the Sound and Movie files.



After this i burned the SIERRA directory to a cd-r, mounted it in linux and placed it on the hard disk.

To save games you need write access to the SIERRA folder:

```
chmod -R 777 /usr/games/SIERRA
```

1.) Leisure Suit Larry 1 – AGI Version

You can run LSL1 either in DosBox or (what i would strongly recommend!!) in sarien, because the Dosbox produces graphics errors on my machine.

if you compiled or installed Sarien successfully, copy the sarien binaries to the game directory, open the console and go to the directory in which you copied the SIERRA\LSL* directories:

```
cd /usr/games/SIERRA/LSL1  
./sarien
```

Now there should be a window like this:



Only hit the enter key and start playing in front of leftys bar without answering the questions.

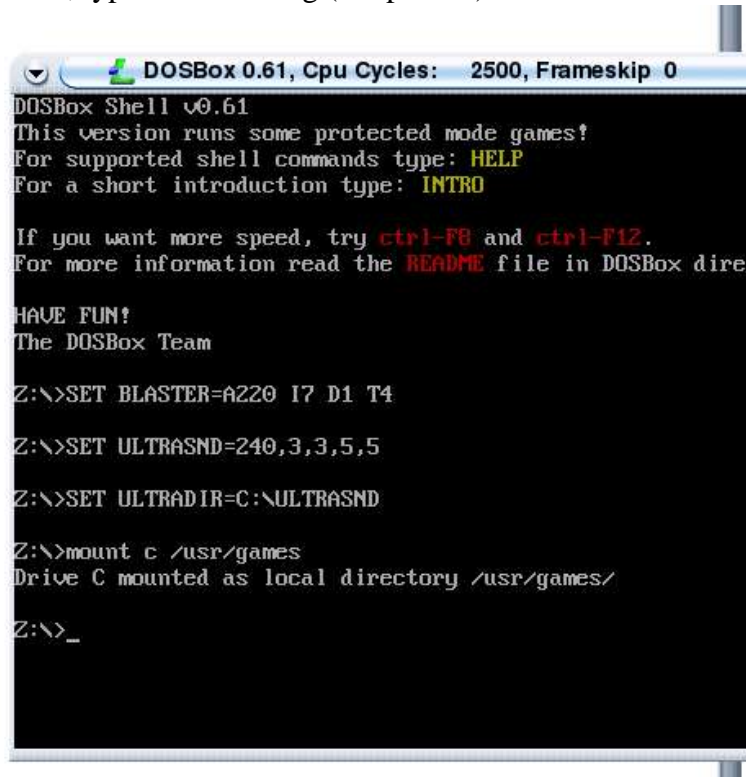
2.) Leisure Suit Larry 2 / Leisure Suit Larry 3

LSL2 and LSL3 will work in both, DosBox and FreeSCI. i prefer DosBox, cause my FreeSci installtion could not find a PCM device for sound support. When you „make install“ in the freesci souce tree, the binary files are copied to /usr/local/bin.

a) LSL2 and LSL 3 in the DosBox.

open the console and type „dosbox“:

in the dosbox, type the following (see picture):



```
DOSBox 0.61, Cpu Cycles: 2500, Frameskip 0
DOSBox Shell v0.61
This version runs some protected mode games!
For supported shell commands type: HELP
For a short introduction type: INTRO

If you want more speed, try ctrl-F8 and ctrl-F12.
For more information read the README file in DOSBox direct

HAVE FUN!
The DOSBox Team

Z:\>SET BLASTER=A220 I7 D1 T4

Z:\>SET ULTRASND=240,3,3,5,5

Z:\>SET ULTRADIR=C:\ULTRASND

Z:\>mount c /usr/games
Drive C mounted as local directory /usr/games/

Z:\>_
```

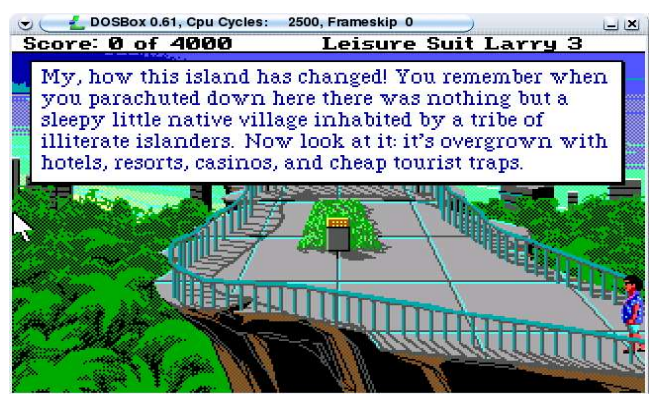
Now use the dos commands to move to your game directory:

c:

cd SIERRA\LSL2 (or LSL3)

install (configure the game like you would in DOS)

sierra



- b) run LSL2 and LSL3 in FreeSCI
open the console
cd /usr/games/SIERRA/LSL2 (or LSL3)
freesci



Hint: Read the FAQs on the FreeSCI website to configure filters to improve the graphics.

3.) Leisure Suit Larry 1 VGA Remake / Leisure Suit Larry 5

I would recommend DosBox to load and run LSL1VGA and LSL5. Open the dosbox and mount the C drive like described above for LSL2.

go to the game diectory and run „install“, configure your Soundcard and Mouse, Save configuration and exit.

run the main executable (scivhudv.exe or something like this)



4.) Leisure Suit Larry 6

To run LSL6 under linux in the DOSBOX i recommend the LSL6 CD Version and the files in the HIRES folder on the CD. Copy all this files to your hard disk.

Open a DosBox, mount your C drive like described above and load INSTALL from the HIRES (or FHIRES or GHIRES depending on your preferred language) folder and configure your soundcard.

Now run the sierra.exe:



I tried the LSL6 files from the collection first, but my mouse didnt work or dosbox hangs.

5.) Leisure Suit Larry 7

LSL7 is more complex to configure for Linux.

Install WINE:

Go to the directory with the wine sources, extract the archive and move to this directory.

```
./configure
```

```
make && make install
```

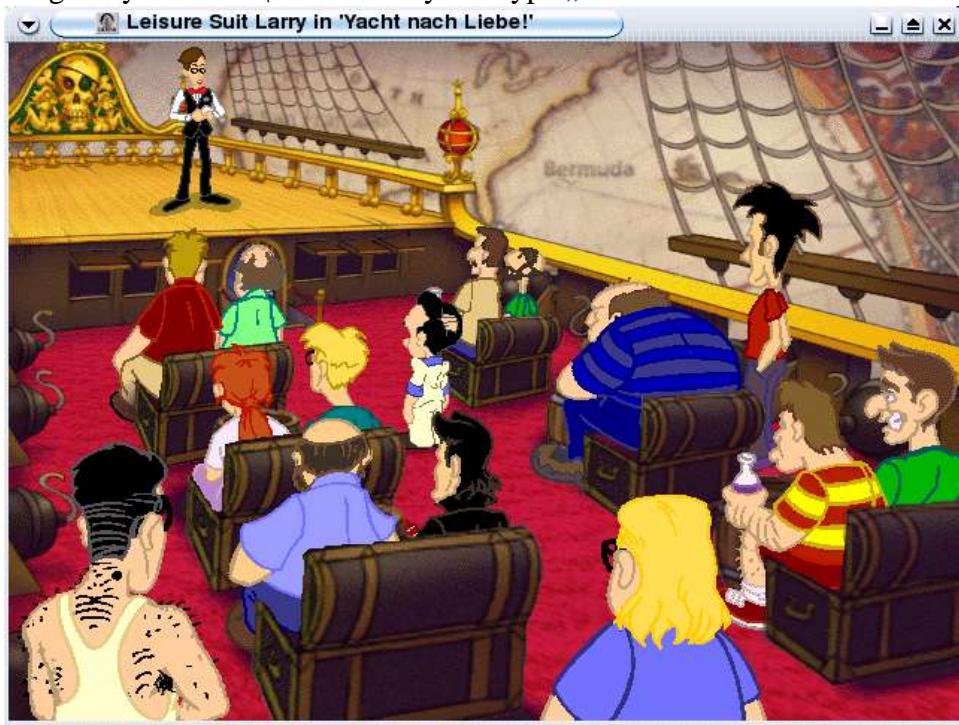
if no error occurred, install WineSetupTk. In my distribution whis software was a downloadable package, so i can't describe the installation here.

- make sure you are **not** logged in as root
- in the console window, type winsetup
- configure and save the configuration (see pictures)





- copy your SIERRA\LSL7 directory in the fake_windows folder in your wine profile, so it can be referenced as c:\SIERRA\LSL7
- go to your sierra\ls7 directory and type „wine sierw5.exe“



sometimes wine shows a error message saying no sound hardware found. Quit and restart LSL7.

Hope this helps the fans of LSL to enjoy Linux.

Questons: klaus@mayr-software.de